

# The Entrance Test for 2016 entry for Warwickshire County Council and The Grammar Schools in Birmingham

## Familiarisation Booklet

### Information

This familiarisation booklet is designed to inform you and your parents about the Entrance Test in order to:

- Give a feel for the appearance of the actual assessment.
- Introduce some of the symbols and phrases used in the assessment.
- Inform you and your parents of the invigilation procedure.
- Indicate the range of disciplines that will be tested.
- Highlight the range of answer formats used in the assessment.

This booklet also includes examples to indicate the range of skills required to complete the assessment and the manner in which questions are answered. This familiarisation booklet is NOT definitive and the inclusion of any question types does not guarantee that they will be found in the final assessment.

**Please note:** there are no commercially available practice test papers for these assessments.

### Information about the answer sheets

- The answer sheet that you will complete in the assessment will be scanned by a computer and therefore it is very important that you complete your answers by shading the answer boxes clearly.
- Please read the instructions on page 2 carefully and ensure that you complete your answers on the answer sheet correctly.


### Information about the question booklets

- The page number is in the top corner of each page.
- The title of each section is provided on the top line of each page.
- The timings for each section are shown on the example pages.


Instructions at the bottom of the pages inform you:

- if you can continue to the next page;
- when you should wait for instructions before you turn the page;
- when you have reached the end of a section and you should wait for instructions.

The following symbols and phrases are used in the assessment question booklets.




**Symbol Description:**  
Time allowed for the section.



**Symbol Description:**  
Go to the next page.



**Symbol Description:**  
Do not turn the page until you are told to do so.



**Symbol Description:**  
Stop working and await instructions.

## The testing process

- There are two papers, each administered in about one hour.
- Instructions are provided by an audio soundtrack.
- Before the assessment begins, you will be asked to write your full name on the question booklet.
- You will be asked to check that your personal details on the front page of the answer sheet, including your date of birth, are correct and to write your full name in the box provided. You should raise your hand to notify an invigilator if there are any corrections to be made.
- Each paper comprises several individually timed sections.
- There are examples describing how to answer the questions at the start of each section.
- Example questions are numbered using Roman numerals from i up to vi. The numbers are pronounced on the audio soundtrack as follows:

**i means one    ii means two    iii means three    iv means four    v means five    vi means six**

- Within each section, you can refer back to the examples page as often as you wish.
- Before each section starts, you will be told the time available for the section.

## Equipment required for the assessment

- You will need an HB pencil, an eraser and a pencil sharpener.

You will **NOT** be allowed to use the following:

- a ruler, a calculator, scrap paper, a protractor, a mobile phone, recording equipment or study notes.

## Answering the questions


- All of your answers are to be completed on the **separate answer sheet**. You should **not** write your answers on the question booklet.
- Show your answer by shading the appropriate box.
- Shade only one answer for each question. The right and wrong ways to answer the questions are shown below:


**The RIGHT way to shade your answers on the Coloured Answer Sheet**


 is the **RIGHT** way


 is the **RIGHT** way

**The WRONG way to shade your answers on the Coloured Answer Sheet**

 is the **WRONG** way

 is the **WRONG** way

 is the **WRONG** way

 is the **WRONG** way

 is the **WRONG** way

- The right way to shade your answer sheet is shown above. It is important that you do not shade your answers in any other way as the computer will only be able to scan an answer which has been shaded in this way.
- You will be given a reminder of the right way to shade your answers on the top of the answer sheet.
- Always use an HB pencil to answer the questions. Rub out any errors, do not cross them out.
- You can use the question booklet for rough working, but you should not write any working out on the answer sheet.
- You should attempt to answer as many questions as you can. If you find a question that you cannot answer, move on to the next question until you reach the end of the section.
- You will not lose marks for incorrect answers.
- If there is time left at the end of a section, you can go back and answer any questions you have missed, but within that section only.

**You can use the example answer sheet on page 7 to answer the following questions.**

## Questions that test Verbal Ability

### Find the Missing Words

In each of the following sentences, there is a word missing. Please complete each sentence by selecting one word from the options A-E. Shade your answer on the answer sheet.

|       |       |        |       |         |
|-------|-------|--------|-------|---------|
| A     | B     | C      | D     | E       |
| quiet | visit | people | hotel | tourist |

Buckingham Palace is one of the most famous **Example i** attractions in London.

The correct answer is E, tourist. The answer E has been shaded for you on the answer sheet on page 7.

|          |        |           |      |      |
|----------|--------|-----------|------|------|
| A        | B      | C         | D    | E    |
| demolish | notice | celebrate | find | show |

Alisha was organising a surprise party to **Question 1** Grandpa's birthday.

Shade your answer on the answer sheet.

### Comprehension

Carefully read through the passage of writing and answer the questions that follow. Shade your answer on the answer sheet by choosing one of the options A-D.

Mother's Day probably has its origins in Greek or Roman times. In more recent centuries, it has marked occasions when servants were granted an afternoon off work to visit their mothers. A commercial element has added a contemporary twist to the tradition with the advent of Mother's Day cards.

#### Example i

When does the passage suggest that the tradition of Mother's Day began?

- A** No-one can guess when it may have started.
- B** It is a modern invention.
- C** It is likely to date back to Ancient Rome or Greece.
- D** Last century, when servants were given time off work to see their mothers.

The correct answer is C. The answer C has been shaded for you on the answer sheet.

**1** What does the author say about the effect of Mother's Day cards on this tradition?

- A** They provide a money-making opportunity.
- B** They have brightened up the celebrations.
- C** They have twisted the real meaning of Mother's Day.
- D** They are not necessary for this historic celebration.

Shade your answer on the answer sheet.

## Vocabulary: Opposite Words

Select the word that means the **OPPOSITE** of the word on the left. Shade your answer on the answer sheet by choosing one of the options A-E.

### Example i

|       |      |        |          |       |
|-------|------|--------|----------|-------|
| A     | B    | C      | D        | E     |
| cheap | tiny | lively | terrible | happy |

enormous

The correct answer is B, tiny. The answer B has been shaded for you on the answer sheet.

|         |        |       |        |       |
|---------|--------|-------|--------|-------|
| A       | B      | C     | D      | E     |
| despise | insist | avoid | finish | shout |

**1** adore

Shade your answer on the answer sheet.

|         |          |         |        |         |
|---------|----------|---------|--------|---------|
| A       | B        | C       | D      | E       |
| believe | discover | control | accept | suggest |

**2** decline

Shade your answer on the answer sheet.

## Questions that test Numerical Ability

### Numerical Ability 1

#### Example i

Jane is driving from Manchester to Birmingham, when she sees a road sign.

The road sign says

|                            |
|----------------------------|
| <b>Birmingham 49 miles</b> |
|----------------------------|

The distance from Manchester to Birmingham is 87 miles. How many miles has she already driven?

The answer is 38. The answer 38 has been completed for you on the answer sheet.

The number 38 is written in the top boxes and the corresponding digits are shaded below.

**1** In a survey of Year 6 pupils, 25% said their favourite colour was red. If 16 pupils said red, how many pupils are there in Year 6?

Complete the answer on the answer sheet.

**2** I think of a number N. I add 5 to N and then multiply the answer by 3. The result is 84. What is the number N that I first thought of?

Complete the answer on the answer sheet.

## Numerical Ability 2

### Sports Day

| Name     | Gender | 100m race<br>Time (seconds) | Ball throw<br>Distance (metres) |
|----------|--------|-----------------------------|---------------------------------|
| Kirsty   | Girl   | 25                          | 2.5                             |
| Tariq    | Boy    | 18                          | 3.1                             |
| James    | Boy    | 21                          | 3.4                             |
| Jade     | Girl   | 23                          | 2.8                             |
| Samantha | Girl   | 27                          | 3.6                             |

| A      | B     | C     | D    | E        |
|--------|-------|-------|------|----------|
| Kirsty | Tariq | James | Jade | Samantha |

### Examples i and ii

**Example i** threw the ball the furthest distance and **Example ii** threw the ball the shortest distance.

The correct answer for **Example i** is E, Samantha.

The answer E has been shaded for you on the answer sheet.

The correct answer for **Example ii** is A, Kirsty.

The answer A has also been shaded for you on the answer sheet.

### Questions 1 and 2

Now complete the following questions taking care that you shade your answers on the answer sheet on a separate line for each question number.

**Question 1** was the fastest girl and **Question 2** was the fastest boy in the 100m race.

Shade your answers on the answer sheet.

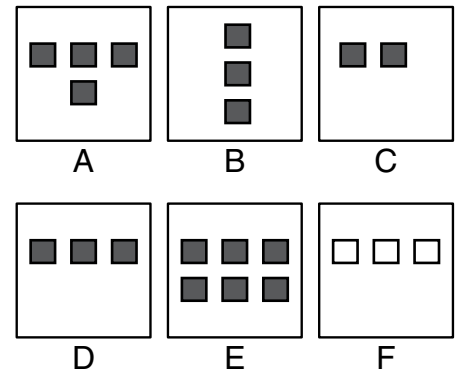
## Questions that test Non-verbal Ability

There is a set of pictures on the left with a missing picture shown by a question mark. Pick one of the pictures from the right to complete the set.


### Example i



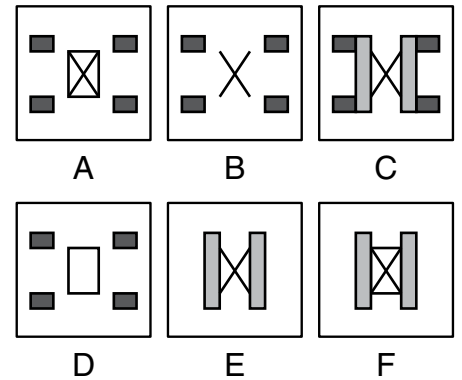
The correct answer is D.  
The answer D has been shaded for you on the answer sheet.



### Example ii



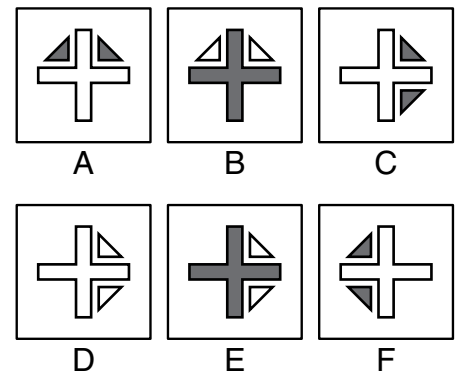
The correct answer is B.  
The answer B has been shaded for you on the answer sheet.



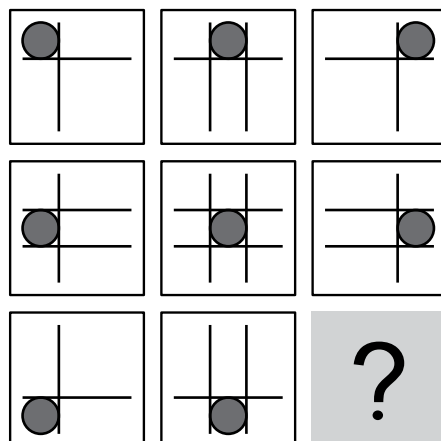
### 1



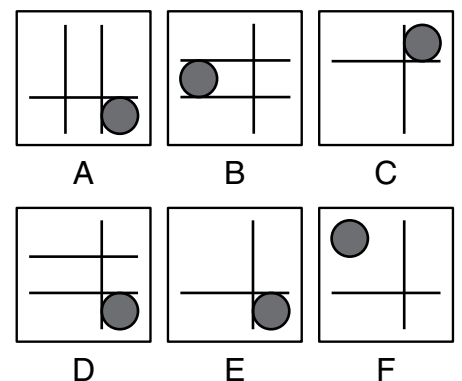
Shade your answer on the answer sheet.




### 2



Shade your answer on the answer sheet.





654321 (08)

Pupil ID : 12345  
 Pupil Name : Forename (s) Surname  
 Date of Birth : DD/MM/YYYY  
 Venue : School Name



**Instructions**

1. Check that you are marking the answer for the correct question number.
2. Shade ONE answer only for each question in your test booklet.
3. Shade boxes like this or this.
4. Use an HB pencil and rub out any errors thoroughly.

Please write your full name here:

**Find the Missing Words**  
**Example**  
 i  A  B  C  D  E

**Question**  
 1  A  B  C  D  E

This is how you should complete your answer.

**Comprehension**  
**Example**  
 i  A  B  C  D

**Question**  
 1  A  B  C  D

**Numerical Ability 1**  
**Example**  
 i 

|                       |                       |
|-----------------------|-----------------------|
| 3                     | 8                     |
| <input type="radio"/> | <input type="radio"/> |
| <input type="radio"/> | <input type="radio"/> |
| <input type="radio"/> | <input type="radio"/> |
| <input type="radio"/> | <input type="radio"/> |
| <input type="radio"/> | <input type="radio"/> |
| <input type="radio"/> | <input type="radio"/> |
| <input type="radio"/> | <input type="radio"/> |
| <input type="radio"/> | <input type="radio"/> |
| <input type="radio"/> | <input type="radio"/> |

**Questions**  
 1 

|                       |                       |
|-----------------------|-----------------------|
|                       |                       |
| <input type="radio"/> | <input type="radio"/> |
| <input type="radio"/> | <input type="radio"/> |
| <input type="radio"/> | <input type="radio"/> |
| <input type="radio"/> | <input type="radio"/> |
| <input type="radio"/> | <input type="radio"/> |
| <input type="radio"/> | <input type="radio"/> |
| <input type="radio"/> | <input type="radio"/> |
| <input type="radio"/> | <input type="radio"/> |
| <input type="radio"/> | <input type="radio"/> |

2 

|                       |                       |
|-----------------------|-----------------------|
|                       |                       |
| <input type="radio"/> | <input type="radio"/> |
| <input type="radio"/> | <input type="radio"/> |
| <input type="radio"/> | <input type="radio"/> |
| <input type="radio"/> | <input type="radio"/> |
| <input type="radio"/> | <input type="radio"/> |
| <input type="radio"/> | <input type="radio"/> |
| <input type="radio"/> | <input type="radio"/> |
| <input type="radio"/> | <input type="radio"/> |
| <input type="radio"/> | <input type="radio"/> |

**Numerical Ability 2**  
**Examples**  
 i  A  B  C  D  E  
 ii  A  B  C  D  E

**Questions**  
 1  A  B  C  D  E  
 2  A  B  C  D  E

Remember to check the question number when shading your answer.

**Opposite Words**  
**Example**  
 i  A  B  C  D  E

**Questions**  
 1  A  B  C  D  E  
 2  A  B  C  D  E

Remember to shade your answer in the boxes.

**Non-verbal Ability**  
**Examples**  
 i  A  B  C  D  E  F  
 ii  A  B  C  D  E  F

**Questions**  
 1  A  B  C  D  E  F  
 2  A  B  C  D  E  F

The correct answers are printed on the reverse of this answer sheet.

## Frequently Asked Questions

### What should I do if I make a mistake when completing the answer sheet?

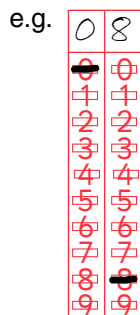
- If you change your mind about an answer, rub it out thoroughly and shade your new answer clearly.
- If you have mistakenly shaded your answers on the wrong question numbers or if you have completed the wrong section, please raise your hand and a teacher or invigilator will help you correct it.

### For questions like those in the Numerical Ability 1 section, do I need to shade my answer as well as write the numbers?

- Yes, it is very important that you shade the boxes, as it is the boxes which will be scanned by a computer.

### For questions like those in the Numerical Ability 1 section, does it matter which column I write and shade my answer in?

- Yes, when you answer questions like these, please make sure that you answer in tens and units. For example, if you wanted to write the answer '8', you would need to write '08' in the top boxes and shade the digits in the boxes underneath.



### If a question has two or more parts do I shade my answer on the same line on the answer sheet?

- No, on the answer sheet, each question has a separate question number. On the answer sheet you need to shade your answer for each part next to its corresponding question number, as shown in the Numerical Ability 2 section.

### Answers

| Find the Missing Words | Comprehension | Opposite Words | Numerical Ability 1 | Numerical Ability 2 | Non-verbal Ability |
|------------------------|---------------|----------------|---------------------|---------------------|--------------------|
| 1. C                   | 1. A          | 1. A<br>2. D   | 1. 64<br>2. 23      | 1. D<br>2. B        | 1. C<br>2. E       |